



PennState Extension

INVASIVE WEEDS FACT SHEET

# Tree-of-Heaven

(*Ailanthus altissima*)

## Background

Tree-of-heaven, commonly referred to as ailanthus, is a rapidly growing deciduous tree native to a region extending from China south to Australia. It was first introduced into the United States in the Philadelphia area in 1784. Immigrants later introduced tree-of-heaven to the West Coast in the 1850s. It was initially valued as an urban street tree and was widely planted in the Baltimore and Washington, D.C., area. From these areas, tree-of-heaven has spread and become a common invasive plant in urban, agricultural, and forested areas.

## Description

**Size:** Tree-of-heaven has rapid growth and can grow into a very large tree, reaching heights of 80 to 100 feet and up to 6 feet in diameter.

**Bark:** The bark of tree-of-heaven is smooth and green when young, eventually turning light brown to gray, resembling the skin of a cantaloupe.

**Leaves:** Tree-of-heaven leaves are pinnately compound, meaning they have a central stem in which leaflets are attached on each

side. One leaf can range in length from 1 to 4 feet with anywhere from 10 to 40 leaflets. The leaflets are “lance” shaped with smooth or “entire” margins. At the base of each leaflet are one to two protruding bumps called glandular teeth. When crushed, the leaves and all plant parts give off a strong, offensive odor.

**Twigs:** The twigs of tree-of-heaven are alternate on the tree, stout, greenish to brown in color, and lack a terminal bud. They have large V- or heart-shaped leaf scars. The twigs easily break to expose the large, spongy, brown center, or pith.


**Seeds:** Seeds on female trees are a 1-to-2-inch-long twisted samara, or wing. There is one seed per samara. The samaras are found in clusters, which often hang on the tree through winter.

## Dispersal


Tree-of-heaven is dioecious, meaning a tree is either male or female, and typically grows in dense colonies, or “clones.” All trees in a single clone are the same sex. Female trees are prolific seeders with the potential to produce more than 300,000 seeds annually. The single-seeded samaras are wind dispersed. Established trees continually spread by sending up root suckers that may emerge as far as 50 feet from the parent tree. A cut



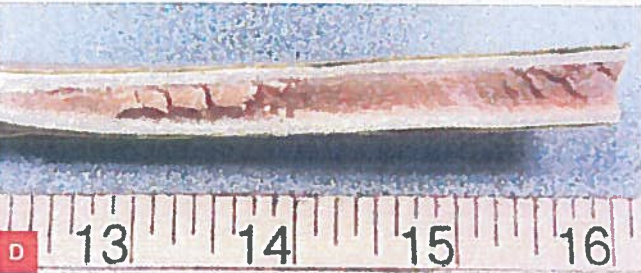
A




B



C



D



E



F



G

- A. Bark
- B. Leaf
- C. Leaf margin
- D. Brown spongy pith
- E. Leaf scar
- F. Seeds (samaras)
- G. Close up of seeds (samaras)

Photos by Dave Jackson

## Site

Tree-of-heaven grows almost anywhere, from mine spoil in full sun to fertile, partly shaded, alluvial soils along rivers and streams. Besides urban areas, tree-of-heaven is now found growing along woodland edges, roadsides, railways, fencerows, and in forest openings. Tree-of-heaven is intolerant of shade and cannot compete under a closed forest canopy but will quickly colonize disturbed areas, taking advantage of forests defoliated by insects or impacted by wind and other disturbances.

or injured ailanthus tree may send up dozens of root sprouts. Sprouts as young as two years are capable of producing seed. Tree-of-heaven produces allelopathic chemicals in its leaves, roots, and bark that can limit or prevent the establishment of other plants.

## Management Calendar

The management calendar for tree-of-heaven emphasizes late season treatment to maximize control of the roots.

	Jan.	Feb.	March	April	May	June	July	Aug.	Sept.	Oct.	Nov.	Dec.
Bud Break												
Flowering and Seed Ripening												
Foliar or Stem Treatment												
Cutting after Treatment												

## Treatment and Timing

Prescriptions for controlling tree-of-heaven stress proper timing of operations to maximize injury to the roots. Improper timing will result in treatments that provide “top kill” (shoot injury) but little control of the roots. Product names reflect the current Pennsylvania state herbicide contract; additional brands with the same active ingredients are available.

Treatment	Timing	Herbicide	Product Rate	Comments
<b>Foliar Application</b>	July 1 to onset of fall color	AquaNeat (glyphosate)  plus  Garlon 3A or Vastlan (triclopyr amine)	3 quarts/acre  plus  2 quarts/acre or 1.5 quarts/acre	The combination of glyphosate and triclopyr provides a broad-spectrum treatment that is effective against tree-of-heaven and other woody species that should also be targeted during the operation. This is a nonselective mixture, but it has little soil activity and poses little risk to nontarget organisms, and both products have aquatic labeling. A surfactant (e.g., Alligare 90) needs to be added. If using a different glyphosate product, be sure to check the product label to see if a surfactant is needed (some come premixed).
<b>Basal Bark</b>	July 1 to onset of fall color	Pathfinder II or Garlon 4 Ultra (triclopyr ester)	Ready-to-use or 20%, 1:4 in basal oil	Pathfinder II is a ready-to-use oil-based formulation of triclopyr used for basal bark applications. Treat stems up to 6 inches in diameter by wetting the entire circumference of the lower 12 to 18 inches, without runoff; apply a shorter band to small-diameter stems. This technique is best suited for treating small infestations or as a follow-up to treat surviving stems after a foliar application. If stems are larger than 6 inches in diameter, use hack-and-squirt.
<b>Hack and Squirt</b>	July 1 to onset of fall color	AquaNeat (glyphosate) or Garlon 3A or Vastlan (triclopyr amine)	Use either product undiluted or 1:1 with water	Glyphosate or triclopyr in water are effective for hack-and-squirt treatments. It is essential to space the cuts, leaving intact bark between them. If the stem is completely girdled, the herbicide cannot translocate to the roots. A simple guideline for the number of hacks is one per inch of diameter, with a minimum of two. Spray herbicide solution into hacks immediately using a squirt bottle, filling the cuts. This treatment is best suited for low stem numbers and stems at least 1 inch in diameter.

## Look-alikes

This species is easily confused with some of our native species that have compound leaves and numerous leaflets, such as staghorn sumac, black walnut, and hickory. The leaf edges of these native trees all have teeth, called serrations, while those of tree-of-heaven are smooth. The foul odor produced by the crushed foliage and broken twigs is also unique to tree-of-heaven.

## Control

Due to its extensive root system and resprouting ability, tree-of-heaven is difficult to control. Treatment timing and following up the second year are critical to success. Mechanical methods, such as cutting or mowing, are ineffective, as the tree responds by producing large numbers of stump sprouts and root suckers. When cutting tree-of-heaven is necessary to remove potentially hazardous trees, it is best to treat with an herbicide first, allow 30 days for it to take effect, and then cut.

Hand pulling young seedlings is effective when the soil is moist and the entire root system is removed. Small root fragments are capable of generating new shoots. Seedlings can be easily confused with root suckers, which are nearly impossible to pull by hand.

To control tree-of-heaven, target the roots with systemic herbicides applied in mid- to late summer (July to onset of fall color) when the tree is moving carbohydrates to the roots. Herbicide applications made outside this late growing season window will only injure aboveground growth. Following treatment, repeated site monitoring for signs of regrowth is critical to prevent reinfestation.

Herbicides applied to foliage, bark, or frill cuts on the stem are effective at controlling tree-of-heaven. Cut stump herbicide applications encourage root suckering and should not be utilized. Apply all treatments no earlier than July 1 up until the tree begins to show fall colors. There are many effective herbicides available for use on tree-of-heaven, including dicamba, glyphosate, imazapyr, metsulfuron methyl, and triclopyr. For most treatments we recommend using herbicides containing the active ingredients glyphosate or triclopyr.

Foliar herbicide sprays are used where tree height and distribution allow effective coverage without unacceptable contact with nearby desirable plants. Treatments are applied in mid- to late growing season with equipment ranging from high-volume truck-mounted sprayers to low-volume backpack sprayers.

For dense or extensive infestations, treat initially with a foliar application to eliminate the small, low growth. Then follow up with a bark or frill application on the remaining larger stems. The initial foliar application will control most of the stems, while the follow-up stem treatment controls missed stems or those too tall for adequate coverage.

Basal bark applications provide a target-specific method for treating tree-of-heaven that in general is less than 6 inches in diameter. Using a low-volume backpack sprayer, a concentrated mixture of herbicide containing the ester formulation of triclopyr in oil is applied from the ground line to a height of 12 to 18 inches, completely around the stem. To maximize translocation to the roots, apply herbicides from mid- to late summer.

Frill herbicide applications, called hack-and-squirt, are highly selective with a concentrated herbicide solution applied

directly into the stem. For effective hack-and-squirt applications, apply the herbicide solution to spaced cuts around the circumference of the stem. Leaving uncut living tissue between the frill cuts allows the herbicide to move to the roots. Again, make applications in mid- to late summer.

Well-established tree-of-heaven stands are only eliminated through repeated efforts and monitoring. Initial treatments often only reduce the root systems, making follow-up measures necessary. Persistence is the key to success.

## Human Health Concerns

Tree-of-heaven can affect human health. The tree is a very high pollen producer and a moderate source of allergy in some people. In addition, a few cases of skin irritation or dermatitis have been reported from contact with plant parts (leaves, branches, seeds, and bark) and products. Symptoms often vary and depend on several factors, including the sensitivity of the individual, the extent of contact, and the condition of the plant or plant product. There are rare reports of myocarditis (inflammation of the heart muscle) from exposure to sap through broken skin, blisters, or cuts. People who have extensive contact with the tree should wear protective clothing and gloves and be careful to avoid contact with the sap.

Prepared by David R. Jackson, forest resources educator, and Art Gover, research support associate, Wildland Weed Management Program.

## [extension.psu.edu](http://extension.psu.edu)

Penn State College of Agricultural Sciences research and extension programs are funded in part by Pennsylvania counties, the Commonwealth of Pennsylvania, and the U.S. Department of Agriculture.

Where trade names appear, no discrimination is intended, and no endorsement by Penn State Extension is implied.

This publication is available in alternative media on request.

Penn State is an equal opportunity, affirmative action employer, and is committed to providing employment opportunities to all qualified applicants without regard to race, color, religion, age, sex, sexual orientation, gender identity, national origin, disability, or protected veteran status.

Produced by Ag Communications and Marketing

© The Pennsylvania State University 2018

Code EE0218 10/18pod