

DESIGN GROUP
TURNER • MURPHY • TRAFFORD

Design Concept
for

ORWIGSBURG VETERANS MEMORIAL



August 2021

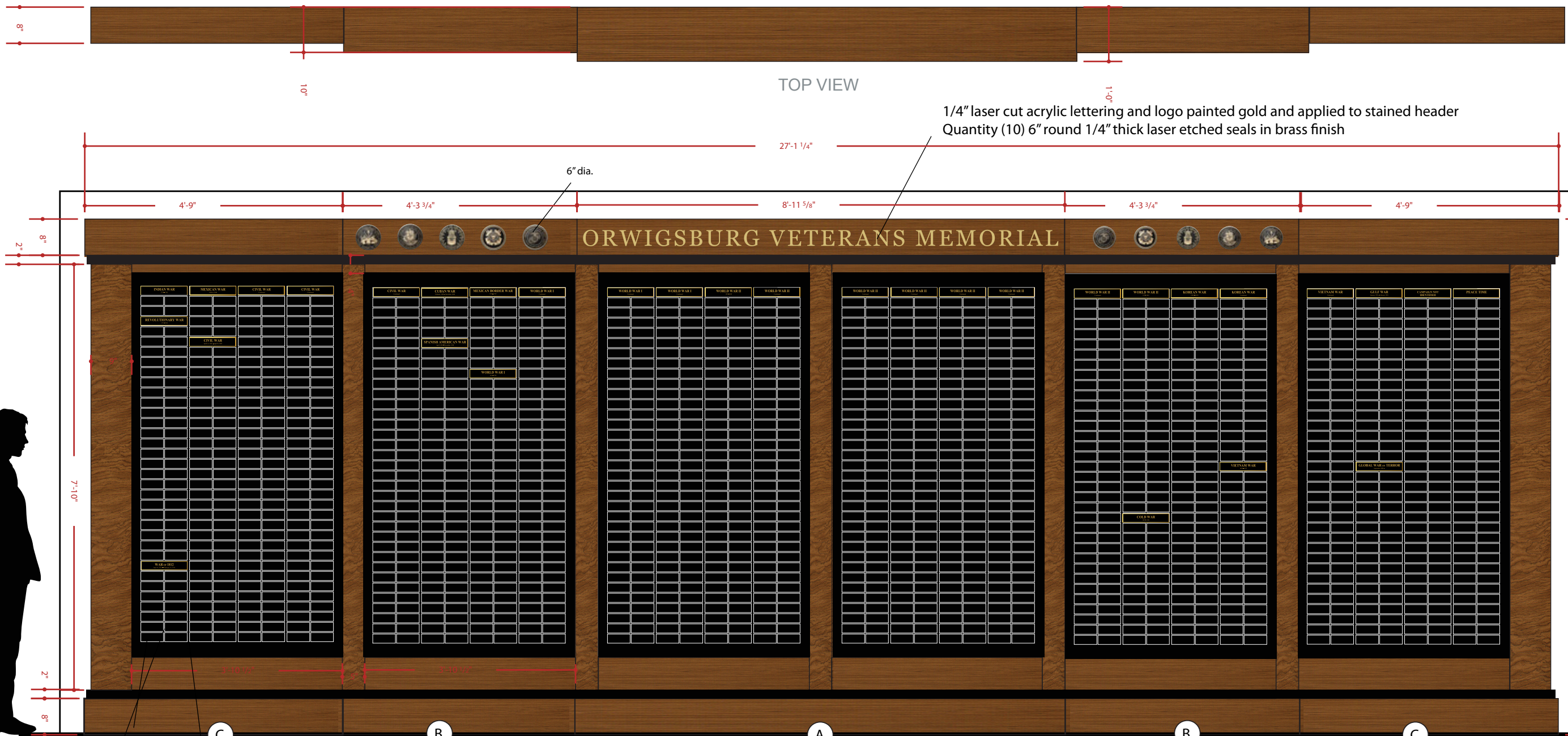


**TYPICAL HALO SINGLE CIRCUIT LOW VOLTAGE TRACK
(REQUIRES TRANSFORMER) W/ GIMBAL TRACK LIGHT
- DIMMABLE LED PAR20 FLOOD LIGHT FOR WALL WASH
(2700K BULB TEMP)**


 TRACK LIGHTING FOR DISPLAYS $1/2^{\infty} = 1$

VETERANS COMMUNITY MEMORIAL HALL

Veteran Display Area & Main Lobby



INTERNAL LIGHTING will require (1) 20 amp outlet for the internal lighting - three (3) 200 watt power supply ~80 LF total. A pair of panels will share one power pack, and each of those panels (LED lights) connect with 16 gauge electrical wire to the power box. Wiring protected in 1/2" flexible conduit and hidden inside header.



Typical 1/4" spacing between plaques in column set
Typical 1/2" spacing between column sets

"Cabinet" type construction. Exposed surfaces are 3/4" plywood or mdf with plain-sliced oak veneer, 'A' face, finish TBD. Edges and trim in solid oak. Interior structure is 3/4" plywood or mdf. Attach to wall studs using wood screws or sheet metal screws as appropriate.

Plastic laminate – Wilson Art Black #1595, 60 finish. Applied with contact adhesive per manufacturer's recommendations.

Individual engraved name plaques displayed on staggered wall panels. Each recessed center panel is finished in matte black laminate and surrounded by a border finished in oak (Early American stain).

Super Warm White 24W led Strip Lighting concealed behind top and bottom and edges of front facing oak panels, washes over the plaques - requires access to one typical 20 Amp outlet - pwr switch on side panel

Plaques are arranged chronologically by military conflict. Light temp is 3000K or less

The six inch diameter seals from each of the military branches; Army, Navy, Air Force, Marines, and Coast Guard, have the same finish as the name plaques, and flank the title of the display.

Dimensional lettering entitles the display.

There are spaces for 1,680 individual name panels. This does not take in consideration the category header plaques used to title each campaign.

Sample of materials to be provided and approved by the Borough

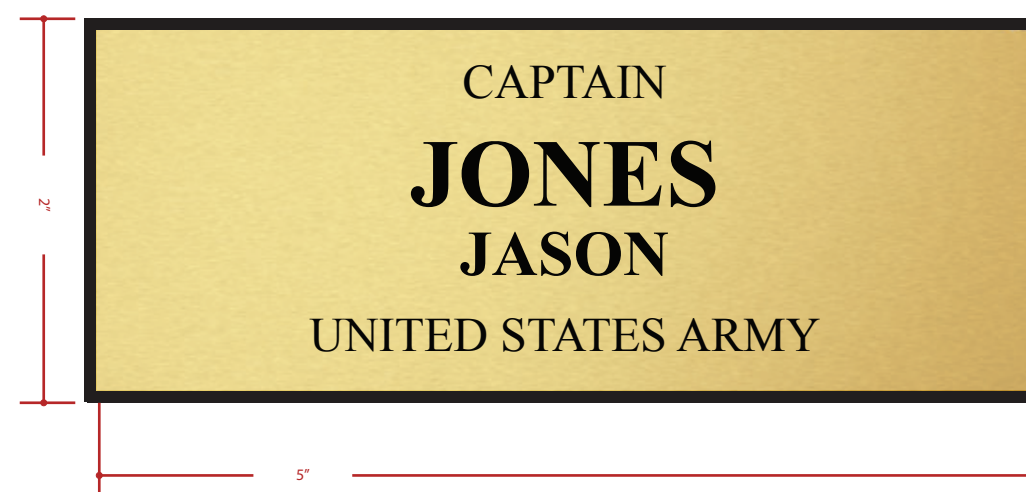
1

ORWIGSBURG VETERANS MEMORIAL
Memorial





Quantity (33) 10 1/4" x 2" x 1/16" laser etched brass plaques with black filled face and reverse etched text. 1/8" screw holes centered on left and right of each plaque.



TYPICAL NAME PLAQUE

5" x 2" x 1/16" laser etched brass plaques with black filled text and black border. 1/8" screw holes centered on left and right of each plaque.

Quantity (1,614)
5" x 2" x 1/16" plaques

1

This is the general layout for the plaques.

Larger plaques, title the different wars for organizational purposes.

See separate list of conflicts and approximate list of names.

****Plaque samples to be provided and approved by the Borough****



2

The oversize graphic montage is impressive and effective because of its size and subject matter. Wallpaper graphics are a perfect way to enhance a space without impeding traffic flow. This dynamic montage opportunity adds definition and awareness/gravity to the space.

Custom image will be transmitted by Borough to successful bidder for production purposes as high resolution file.

21' x 10' wall wrap of soldier/flag graphic. Printed inkjet on Avery Wall Wrap material over drywall wall surface. On site installation.

Dimensional lettering made from expanded PVC-13MM (white). Drill holes and pin mount over wall paper mural. On site installation.



This display provides a large custom graphic with a dimensional border matte black laminate beneath a strip finished in oak (Early American stain), along the bottom of the graphic. This is a simple yet elegant way to convey a story. The sample subject matter shown is a timeline of all the Wars/conflicts starting from the Indian War in 1754. This list is all inclusive and is visually impressive to see all of the warfare in the past and that is still occurring.


3

Typical museum box covered in plastic laminate - Wilson Art Black #1595, 60 finish applied with contact adhesive per manufacturer's recommendations w/ 5 1/2" tall oak veneer strip across the bottom.


Veterans of All Wars image (10'-6" x 4'-0"), printed directly to black laminate face via flatbed printer with overlam for protection. Image to be transmitted by Borough to successful bidder as high resolution file.

1/4" laser cut 2 1/2" tall acrylic lettering painted gold and applied to stained oak strip.

Z bar hanger used to mount the panel to the drywall.



LIGHTBOX ONLY
TOP




1/2" recess




LIGHTBOX FRONT

access panel for power
entry and power switch
to turn lightbox off/on



LIGHTBOX ONLY
SIDE



10" X 6" access panel



IMAGE CONCEPTS

Casework is finished in oak (Early American stain) with reveals and case interior finished w/ matte black laminate.

Casework is finished in oak (Early American stain) with reveals and case interior finished w/ matte black laminate. "Cabinet" type construction. Exposed surfaces are 3/4" plywood or mdf with plain-sliced oak veneer, 'A' face, finish TBD. Edges and trim to be solid oak. Interior structure to be 3/4" plywood or mdf.

Plastic laminate – Wilson Art Black #1595, 60 finish. Applied with contact adhesive per manufacturer's recommendations for reveals

Quantity (2) 26" x 60" single sided print made from Fujitrans Photographic Backlit Film material mounted second surface on 1/4" (.220) clear acrylic.

Internal lighting is LED 3000K temp lighting

Images to be transmitted by Borough to successful bidder as high resolution file.

Needs to be secured to the floor with minimum two black, 1/4" steel angle with six screws minimum per bracket

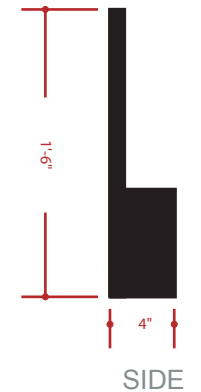

The lightbox will require power via wall or ceiling through a raceway to base of case along bottom of window frame

4

ORWIGSBURG VETERANS MEMORIAL
Combination Backlit Graphic with Two Image Concepts

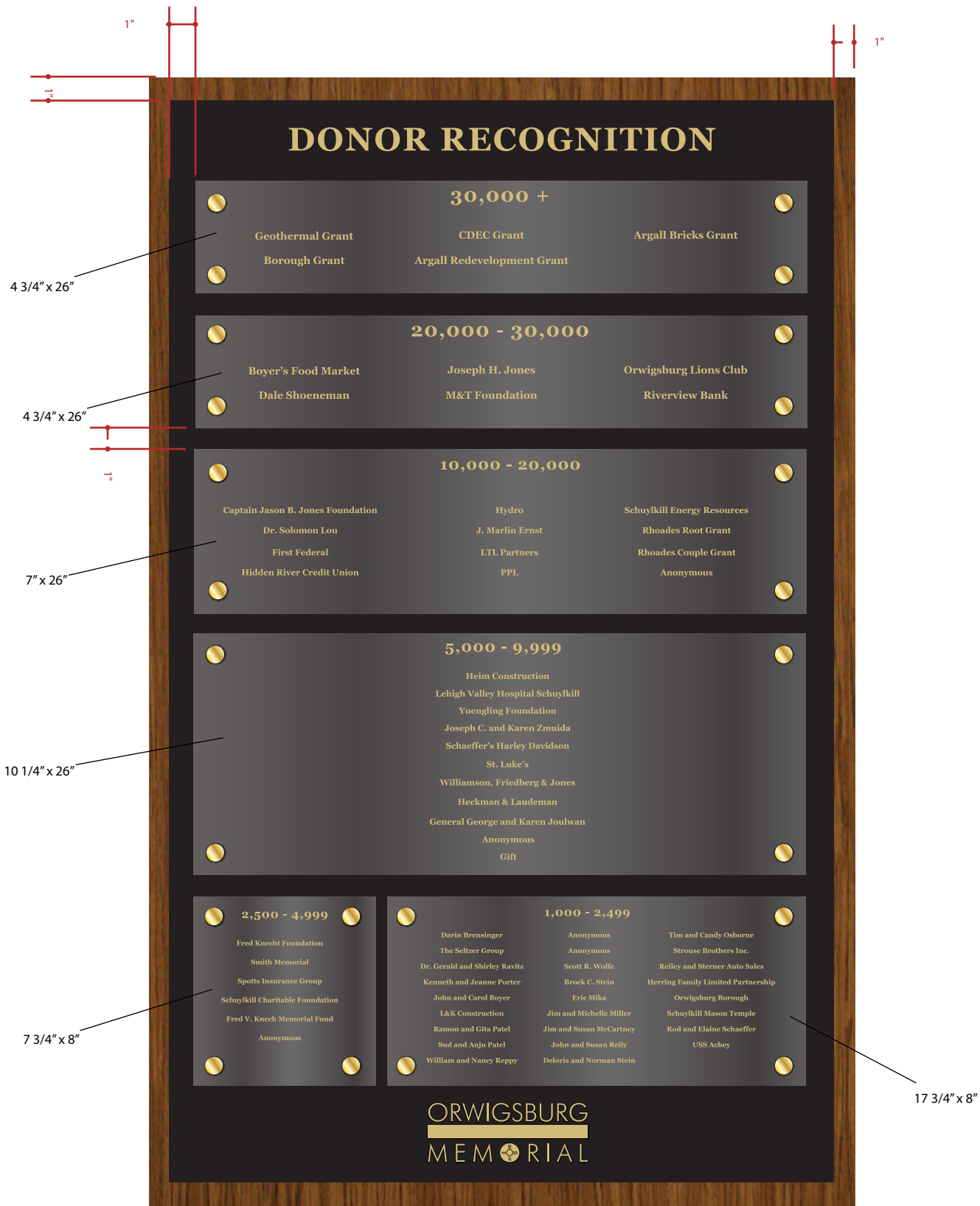


1/2" = 1'



Hangs on wall using Z bar hanger

Hangs on wall using Z bar hanger



This display lists donors and supporters who were integral in completing the Veterans Memorial.

30"X48" Panel - "Museum box" type construction. Exposed surfaces are 3/4" plywood or mdf with plain-sliced oak veneer, 'A' face, finish (Early American stain)

Side edges and front panel finished in plastic laminate – Wilson Art Black #1595, 60 finish. Applied with contact adhesive per manufacturer's recommendations

1/4" acrylic panels stood off w/ 3/4" brass pucks names printed directly to acrylic

Dimensional logo and display header text printed directly to black laminate piece

Hangs on wall using Z bar hanger

5